

**EXTRACTING FORCEPS**  
INSTRUMENTS

**ELEVATORS**  
INSTRUMENTS

**FILES**  
INSTRUMENTS

**SCALERS**  
INSTRUMENTS

**SCISSORS**  
INSTRUMENTS

**SPATULAS**  
INSTRUMENTS

# DENTAL

INSTRUMENTS

# CATALOGUE



SAILOR SOLDIER  
SURGICAL CORP.



**SAILOR SOLDIER**  
*Surgical Corporation*

ADDRESS:  
GOHAD PUR SIALKOT PAKISTAN  
TEL:0092 52 4265316  
FAX:0092 52 4261453  
E-MAIL:INFO@SAILORINSTRUMENTS.COM  
:SAILORINSTRUMENTS@YAHOO.COM  
:SAILORINSTRUMENTS@GMAIL.COM  
WEB :WWW.SAILORINSTRUMENTS.COM

**NEW EDITION**

We Present this Catalogue with the aim of long life commitment and missionary dedication brought the Company, We acquired unblemished of reputation as manufacturers of complete range of Dental Instruments as per standard set by international medical and surgical organizations.

We have come to specialize in instruments concerning Dental Surgery or The two vital factors that can darken or illuminate the world of a patient are the dexterity of the surgeons hands & the precision of the instruments involved. As for as the accuracy of the instruments is concerned, we perform our part as conscientiously as is possible by the combination of human hands and the latest available technology.

Service to humanity comes first on our agenda, business and profit is the second.

From the procurement of raw materials to packing, all the phases of the process are conducted under the same roof. This ensures and facilitates our interference at any stage of the process, which makes it possible for us to achieve perfection. Our technical experts can achieve any degree of technicality, ranging from the slightest variations to complete redesigning and production of entirely new items.

The quality of raw materials is of the international standard, but we can also satisfy individual specifications selecting from a large variety of imported steel.

We also welcome enquires for the instruments not listed in this catalogue both in the Dental Instruments

# ROOT ELEVATORS SET, EXTRACTION SET

SAILOR SOLDIER  
SURGICAL CORP.



Set - 786-01

## KIT ROOT ELEVATORS (Complete Set of 6 Pcs.)

- |    |                       |         |
|----|-----------------------|---------|
| 01 | ROOT ELEVATORS APICAL | Fig.301 |
| 02 | ROOT ELEVATORS APICAL | Fig.302 |
| 03 | ROOT ELEVATORS APICAL | Fig.303 |
| 04 | ROOT ELEVATORS SELDIN | Fig.34S |
| 05 | ROOT ELEVATORS CRYER  | Fig.44  |
| 06 | ROOT ELEVATORS CRYER  | Fig.45  |



SAILOR SOLDIER SURGICAL CORP. **SAILOR SOLDIER** Surgical Corporation



Set - 786-02

## EXTRACTION AND ORAL SURGERY (Complete Set of 9Pcs.)

- |    |                          |          |
|----|--------------------------|----------|
| 01 | EXTRACTING FORCEPS       | Fig. 67A |
| 02 | EXTRACTING FORCEPS       | Fig. 51A |
| 03 | EXTRACTING FORCEPS       | Fig. 33  |
| 04 | EXTRACTING FORCEPS       | Fig. 79  |
| 05 | ROOT ELEVATORS FLOHR     | Fig. 20  |
| 06 | ROOT ELEVATORS FLOHR     | Fig. 238 |
| 07 | ROOT ELEVATORS FLOHR     | Fig. 239 |
| 08 | MAYO HEGAR NEEDLE HOLDER | 16 cm    |
| 09 | MATHIEU NEEDLE HOLDER    | 14 cm    |





SAILOR SOLDIER  
SURGICAL CORP.



Set - 786-03

INSTRUMENTS SET FOR EXTRACTION  
(Complete Set of 9 Pcs.)

- |    |                       |          |
|----|-----------------------|----------|
| 01 | EXTRACTING FORCEPS    | Fig. 67A |
| 02 | EXTRACTING FORCEPS    | Fig. 51A |
| 03 | EXTRACTING FORCEPS    | Fig. 33  |
| 04 | EXTRACTING FORCEPS    | Fig. 79  |
| 05 | ROOT ELEVATORS FLOHR  | Fig. 20  |
| 06 | ROOT ELEVATORS FLOHR  | Fig. 238 |
| 07 | ROOT ELEVATORS FLOHR  | Fig. 239 |
| 08 | ROOT ELEVATORS WINTER | Fig. 320 |
| 09 | ROOT ELEVATORS WINTER | Fig. 321 |



SAILOR SOLDIER  
SURGICAL CORP.

**SAILOR SOLDIER**  
*Surgical Corporation*



Set - 786-04

INSTRUMENTS SET FOR EXTRACTION  
(Complete Set of 8 Pcs.)

- |    |                    |          |
|----|--------------------|----------|
| 01 | EXTRACTING FORCEPS | Fig. 1   |
| 02 | EXTRACTING FORCEPS | Fig. 17  |
| 03 | EXTRACTING FORCEPS | Fig. 18  |
| 04 | EXTRACTING FORCEPS | Fig. 79  |
| 05 | EXTRACTING FORCEPS | Fig. 67A |
| 06 | EXTRACTING FORCEPS | Fig. 51A |
| 07 | EXTRACTING FORCEPS | Fig. 13  |
| 08 | EXTRACTING FORCEPS | Fig. 22  |







Set - 786-05

INSTRUMENTS SET FOR EXTRACTION  
(Complete Set of 8 Pcs.)

- 01 EXTRACTING FORCEPS Fig. 1
- 02 EXTRACTING FORCEPS Fig. 17
- 03 EXTRACTING FORCEPS Fig. 18
- 04 EXTRACTING FORCEPS Fig. 79
- 05 EXTRACTING FORCEPS Fig. 67A
- 06 EXTRACTING FORCEPS Fig. 51A
- 07 EXTRACTING FORCEPS Fig. 13
- 08 EXTRACTING FORCEPS Fig. 22



SAILOR SOLDIER  
SURGICAL CORP.

SAILOR SOLDIER  
A Corporation



Set - 786-06

EXTRACTION FORCEPS FOR CHILDREN  
(Complete Set of 10 Pcs.)

- 01 EXTRACTING FORCEPS FINO Fig. 37
- 02 EXTRACTING FORCEPS FINO Fig. 39
- 03 EXTRACTING FORCEPS FINO Fig. 39L
- 04 EXTRACTING FORCEPS FINO Fig. 39R
- 05 EXTRACTING FORCEPS FINO Fig. 51S
- 06 EXTRACTING FORCEPS FINO Fig. 13S
- 07 EXTRACTING FORCEPS FINO Fig. 30S
- 08 EXTRACTING FORCEPS FINO Fig. 33S
- 09 EXTRACTING FORCEPS FINO Fig. 22S
- 10 EXTRACTING FORCEPS FINO Fig. 38



SAILOR SOLDIER  
SURGICAL CORP.

## EXTRACTION SET



Set - 786-07

### INSTRUMENTS SET FOR EXTRACTING FORCEPS (Complete Set of 10 Pcs.)

- |    |                    |          |
|----|--------------------|----------|
| 01 | EXTRACTING FORCEPS | Fig. 2   |
| 02 | EXTRACTING FORCEPS | Fig. 7   |
| 03 | EXTRACTING FORCEPS | Fig. 51A |
| 04 | EXTRACTING FORCEPS | Fig. 17  |
| 05 | EXTRACTING FORCEPS | Fig. 18  |
| 06 | EXTRACTING FORCEPS | Fig. 67A |
| 07 | EXTRACTING FORCEPS | Fig. 13  |
| 08 | EXTRACTING FORCEPS | Fig. 33  |
| 09 | EXTRACTING FORCEPS | Fig. 22  |
| 10 | EXTRACTING FORCEPS | Fig. 79  |



Set - 786-08

### EXTRACTING FORCEPS SET FOR CHILDREN KLEIN PATTERN (Complete Set of 7 Pcs.)

- |    |                             |          |
|----|-----------------------------|----------|
| 01 | EXTRACTING FORCEPS CHILDREN | Fig. 5   |
| 02 | EXTRACTING FORCEPS CHILDREN | Fig. 6   |
| 03 | EXTRACTING FORCEPS CHILDREN | Fig. 7   |
| 04 | EXTRACTING FORCEPS CHILDREN | Fig. 137 |
| 05 | EXTRACTING FORCEPS CHILDREN | Fig. 139 |
| 06 | EXTRACTING FORCEPS CHILDREN | Fig. 3   |
| 07 | EXTRACTING FORCEPS CHILDREN | Fig. 51S |



# EXTRACTING FORCEPS

SAILOR SOLDIER  
SURGICAL CORP.



With  
Serrated  
Tips

786-09  
Fig. 1  
Upper Incisors and Canines



With  
Serrated  
Tips



786-10  
Fig. 2  
Upper Incisors and Canines



With  
Serrated  
Tips



786-11  
Fig. 3  
Overlapping Upper  
Incisors and Canines

SAILOR SOLDIER  
SURGICAL CORP. **SAILOR SOLDIER**  
*Surgical Corporation*



With  
Serrated  
Tips



786-12  
Fig. 4  
Lower Incisors and Canines



With  
Serrated  
Tips



786-13  
Fig. 7  
Upper Premolars



# EXTRACTING FORCEPS

SAILOR SOLDIER  
SURGICAL CORP.



**786-14**  
Fig. 8  
Lower Premolars



With  
Serrated  
Tips



With  
Serrated  
Tips



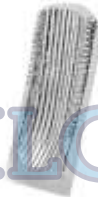
**786-15**  
Fig. 13  
Lower Premolars



With  
Serrated  
Tips



**786-16**  
Fig. 18A  
Upper Molars



With  
Serrated  
Tips



**786-17**  
Fig. 17  
Upper Molars, Right



With  
Serrated  
Tips



**786-18**  
Fig. 18  
Upper Molars, Left



With  
Serrated  
Tips



**786-19**  
Fig. 20  
Lower third molars



With  
Serrated  
Tips



**786-20**  
Fig. 21  
Lower molars

SAILOR SOLDIER  
SURGICAL CORP.

SAILOR SOLDIER

*Surgical Corp.*

# EXTRACTING FORCEPS



With Serrated  
Tips

**786-21**  
Fig. 19  
Upper Third Molars



With Serrated  
Tips

**786-22**  
Fig. 22L  
Lower Molars  
and Third Molars, Left



With Serrated  
Tips

**786-24**  
Fig. 22R  
Lower Molars  
and Third Molars, Right



**786-23**  
Fig. 22  
Lower Molars

SAILOR SOLDIER  
SURGICAL CORP.

SAILOR SOLDIER  
Surgical Corporation

# EXTRACTING FORCEPS

SAILOR SOLDIER  
SURGICAL CORP.



With  
Serrated  
Tips



786-25  
Fig. 23  
Lower Molars, Right



With  
Serrated  
Tips



786-26  
Fig. 24  
Lower Molars, Left



With  
Serrated  
Tips



786-27  
Fig. 29  
Upper Roots



With  
Serrated  
Tips



786-28  
Fig. 29N  
Upper Roots and Incisors



With  
Seated  
Tips



786-29  
Fig. 30  
Upper Roots



With  
Seated  
Tips



786-30  
Fig. 31  
Lower Roots and Incisors

SAILOR SOLDIER  
SURGICAL CORP.

SAILOR SOLDIER

*Surgical Corporation*



# EXTRACTING FORCEPS



# EXTRACTING FORCEPS

SAILOR SOLDIER  
SURGICAL CORP.

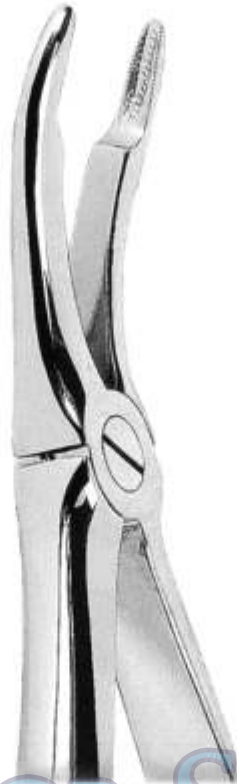


With  
Serrated  
Tips

786-36  
Fig. 43A  
Fractured or Decayed Upper Teeth




With  
Serrated  
Tips



786-37  
Fig. 44  
Upper Roots



With  
Serrated  
Tips

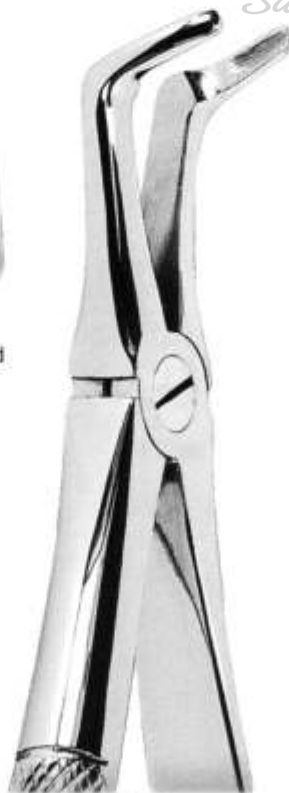


786-38  
Fig. 45  
Lower Roots

SAILOR SOLDIER  
SURGICAL CORP. **SAILOR SOLDIER**  
*Surgical Corporation*



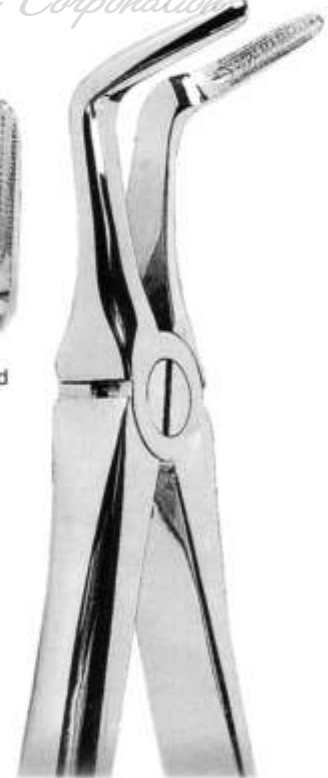
With  
Serrated  
Tips



786-39  
Fig. 46  
Lower Roots

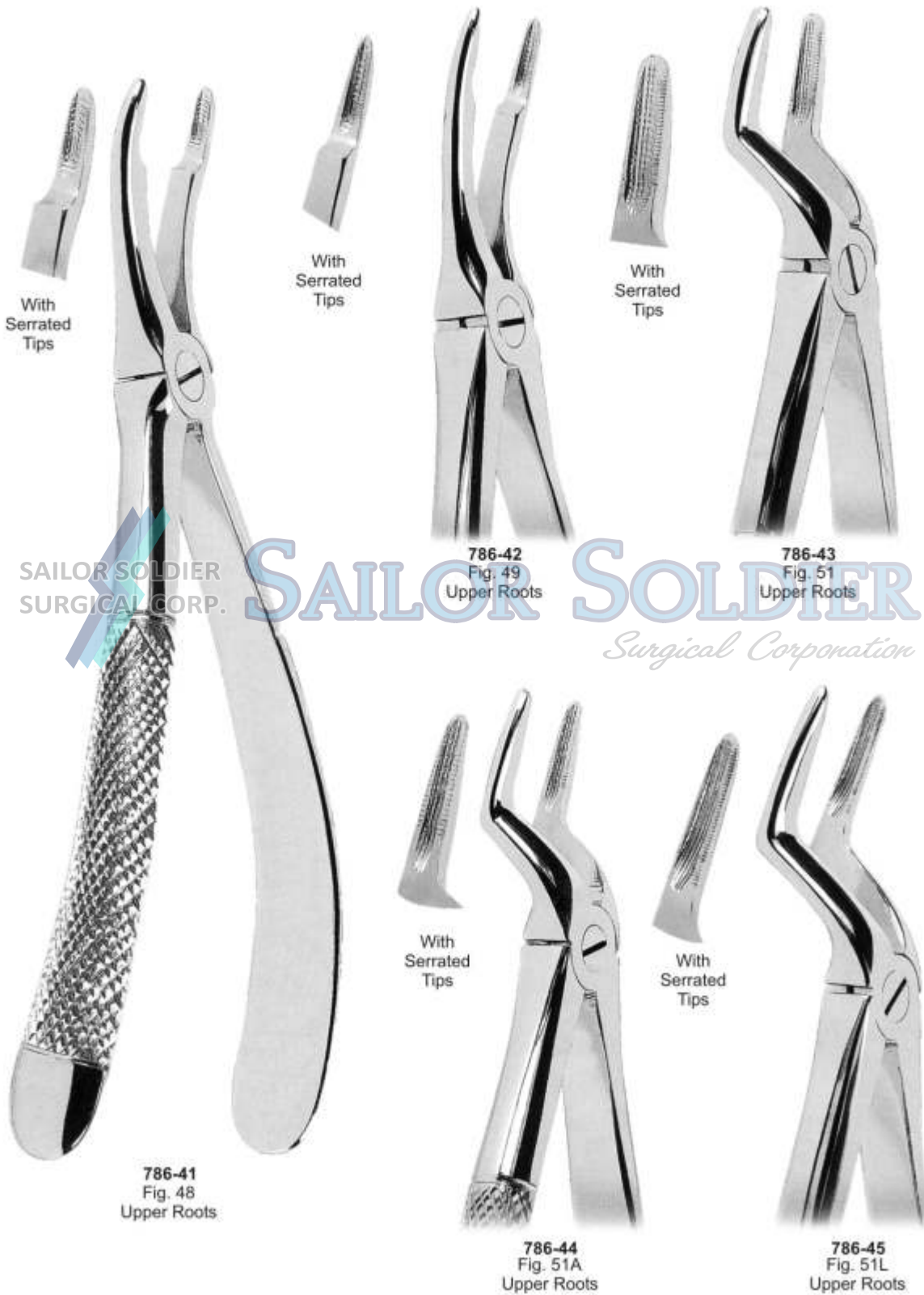


With  
Serrated  
Tips



786-40  
Fig. 46L  
Lower Roots

# EXTRACTING FORCEPS





# EXTRACTING FORCEPS




With  
Serrated  
Tips

786-46  
Fig. 51LX  
Upper Roots



With  
Serrated  
Tips

786-47  
Fig. 52  
Upper Roots and Canines



With  
Serrated  
Tips

786-48  
Fig. 54  
For Separating Upper Molars



With  
Serrated  
Tips

786-49  
Fig. 55  
For Separating Upper Molars



With  
Serrated  
Tips

786-50  
Fig. 56  
For Separating Lower Molars

SAILOR SOLDIER  
SURGICAL CORP.

SAILOR SOLDIER  
*Surgical Corporation*

# EXTRACTING FORCEPS



With Serrated Tips

SAILOR SOLDIER SURGICAL CORP.

**786-51**  
Fig. 59  
Lower Roots



With Serrated Tips



**786-52**  
Fig. 59L  
Lower Incisor Roots



With Serrated Tips



**786-53**  
Fig. 60  
Lower Roots



With Serrated Tips



**786-54**  
Fig. 65L  
Upper Molars, Left



With Serrated Tips



**786-55**  
Fig. 65R  
Upper Molars, Right

**SAILOR SOLDIER**  
*Surgical Corporation*

# EXTRACTING FORCEPS

SAILOR SOLDIER  
SURGICAL CORP.



With  
Serrated  
Tips

**786-56**  
Fig. 66L  
Upper Molars, Left



With  
Serrated  
Tips



**786-57**  
Fig. 66R  
Upper Molars, Right



With  
Serrated  
Tips



**786-58**  
Fig. 67  
Upper third Molars

SAILOR SOLDIER  
SURGICAL CORP.

# SAILOR SOLDIER

*Surgical Corporation*



With  
Serrated  
Tips



**786-59**  
Fig. 67A  
Upper Third Molars



With  
Serrated  
Tips



**786-60**  
Fig. 68  
Lower Roots



# EXTRACTING FORCEPS



**786-61**  
Fig. 67 1/2 L  
Upper Third Molars, Left



With  
Serrated  
Tips



**786-62**  
Fig. 67 1/2 R  
Upper Third Molars, Right



With  
Serrated  
Tips



**786-63**  
Fig. 73  
Lower Molars

SAILOR SOLDIER  
SURGICAL CORP.

**SAILOR SOLDIER**  
*Surgical Corporation*



With  
Serrated  
Tips



**786-64**  
Fig. 74  
Lower Roots



With  
Serrated  
Tips



**786-65**  
Fig. 74M  
Lower Roots

# EXTRACTING FORCEPS

SAILOR SOLDIER  
SURGICAL CORP.



**786-66**  
Fig. 74N  
Lower Roots



With  
Serrated  
Tips



**786-67**  
Fig. 75  
Lower Canines and Premolars



With  
Serrated  
Tips



**786-68**  
Fig. 79  
Lower Third Molars

SAILOR SOLDIER  
SURGICAL CORP.

# SAILOR SOLDIER

*Surgical Corporation*



With  
Serrated  
Tips



**786-69**  
Fig. 79A  
Lower Third Molars



With  
Serrated  
Tips



**786-70**  
Fig. 79C  
Lower Third Molars



**786-71**  
Fig. 86 1/2L  
Lower Third Molars, Left



**786-72**  
Fig. 86 1/2 R  
Lower Third Molars, Right

SAILOR SOLDIER  
SURGICAL CORP. **SAILOR SOLDIER**  
*Surgical Corporation*



**786-73**  
Fig. 86C  
Lower Molars



**786-74**  
Fig. 86W White - cm. 17  
Extracting Forceps for Lower Last Molar



# EXTRACTING FORCEPS

SAILOR SOLDIER  
SURGICAL CORP.



**786-75**  
Fig. 87  
Lower Decayed Molars or Broken Crowns



With  
Serrated  
Tips



**786-76**  
Fig. 89  
Upper Molars, Right



With  
Serrated  
Tips



**786-77**  
Fig. 90  
Upper Molars, Left

SAILOR SOLDIER  
SURGICAL CORP.

# SAILOR SOLDIER

*Surgical Corporation*




With  
Serrated  
Tips



**786-78**  
Fig. 99  
Lower Molars With Broken Crowns



With  
Serrated  
Tips



**786-79**  
Fig. 107  
Upper Canines

# EXTRACTING FORCEPS



**786-80**  
Fig. 121  
Upper Third Molars



**786-81**  
Fig. 145  
Lower Roots



**786-82**  
Fig. 151 1/2  
Upper Roots

SAILOR SOLDIER  
SURGICAL CORP.

# SAILOR SOLDIER

*Surgical Corporation*



**786-83**  
Fig. 166  
Universal extracting forceps  
for upper teeth,  
in particular molars and premolars



**786-84**  
Fig. 167 Trotter  
Universal extracting forceps  
for lower teeth  
in particular molars and premolars

# EXTRACTING FORCEPS

SAILOR SOLDIER  
SURGICAL CORP.



With  
Serrated  
Tips



786-85  
Fig. 168  
Upper Canines



With  
Serrated  
Tips



786-86  
Fig. 169  
Lower Canines



With  
Serrated  
Tips



786-87  
Fig. 346  
Lower Roots

SAILOR SOLDIER  
SURGICAL CORP.

# SAILOR SOLDIER

*Surgical Corporation*



With  
Serrated  
Tips



786-88  
Fig. 349  
Upper Roots



With  
Serrated  
Tips



786-89  
Fig. 359  
Lower Roots



# EXTRACTING FORCEPS - Mead Pattern

SAILOR SOLDIER  
SURGICAL CORP.



With  
Serrated  
Tips



786-90  
Fig. 1  
Universal extracting forceps  
for upper incisors and canines




With  
Serrated  
Tips



786-91  
Fig. 2  
Upper Molars



With  
Serrated  
Tips



786-92  
Fig. 3  
Lower Incisors, Premolars and Roots



With  
Serrated  
Tips



786-93  
Fig. 4  
Lower Molars


SAILOR SOLDIER  
SURGICAL CORP. **SAILOR SOLDIER**  
*Surgical Corporation*

# EXTRACTING FORCEPS With Anatomically Shaped Handle


SAILOR SOLDIER  
SURGICAL CORP.



With  
Serrated  
Tips



786-94  
Fig. 1  
Upper incisors and canines



With  
Serrated  
Tips



786-95  
Fig. 2  
Upper incisors and canines



With  
Serrated  
Tips



786-96  
Fig. 4  
Lower incisors and canines

SAILOR SOLDIER  
SURGICAL CORP.

# SAILOR SOLDIER

*Surgical Corporation*



With  
Serrated  
Tips



786-97  
Fig. 7  
Upper premolars



With  
Serrated  
Tips



786-98  
Fig. 13  
Lower premolars

# EXTRACTING FORCEPS With Anatomically Shaped Handle

SAILOR SOLDIER  
SURGICAL CORP.



With  
Serrated  
Tips

SAILOR SOLDIER  
SURGICAL CORP.

786-99  
Fig. 17  
Upper molars, right



With  
Serrated  
Tips



786-100  
Fig. 18  
Upper molars, left



With  
Serrated  
Tips



786-101  
Fig. 21  
Lower molars



With  
Serrated  
Tips



786-102  
Fig. 22  
Lower molars



With  
Serrated  
Tips



786-103  
Fig. 33  
Lower roots

SAILOR SOLDIER  
Surgical Corporation



# EXTRACTING FORCEPS With Anatomically Shaped Handle

SAILOR SOLDIER  
SURGICAL CORP.



With  
Serrated  
Tips

**786-104**  
Fig. 45  
Lower roots



With  
Serrated  
Tips



**786-105**  
Fig. 51A  
Upper roots



With  
Serrated  
Tips



**786-106**  
Fig. 67A  
Upper third molars



With  
Serrated  
Tips



**786-107**  
Fig. 74  
Lower roots



With  
Serrated  
Tips



**786-108**  
Fig. 79  
Lower third molars



With  
Serrated  
Tips



**786-109**  
Fig. 86C  
Lower molars



With  
Serrated  
Tips



**786-110**  
Fig. 359  
Lower roots

SAILOR SOLDIER  
SURGICAL CORP.

SAILOR SOLDIER

*Surgical Corporation*

# EXTRACTING FORCEPS With Anatomically Shaped Handle

SAILOR SOLDIER  
SURGICAL CORP.



With  
Serrated  
Tips

786-111  
Fig. 89  
Upper molars, right



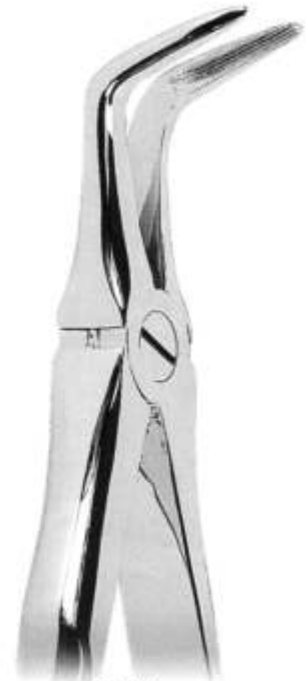
With  
Serrated  
Tips



786-112  
Fig. 90  
Upper molars, left



With  
Serrated  
Tips



786-113  
Fig. 145  
Lower roots

SAILOR SOLDIER  
SURGICAL CORP.

SAILOR SOLDIER  
*Surgical Corporation*



786-114  
Fig. 151 1/2  
Upper roots



786-115  
Fig. 349  
Upper roots

# EXTRACTING FORCEPS American Pattern

SAILOR SOLDIER  
SURGICAL CORP.



786-116  
Fig. 5  
Lower third molars



786-117  
Fig. 6  
Separating forceps



786-118  
Fig. 10S  
Upper molars

SAILOR SOLDIER  
SURGICAL CORP.

# SAILOR SOLDIER

*Surgical Corporation*



786-119  
Fig. 16i  
Lower molars



786-120  
Fig. 17  
Lower molars





SAILOR SOLDIER  
SURGICAL CORP.

SAILOR SOLDIER  
*Surgical Corporation*

786-121  
Fig. 18L Harris  
Upper molars, left

786-122  
Fig. 18R Harris  
Upper molars, right

786-123  
Fig. 23  
Lower molars

786-124  
Fig. 53R  
Upper molars. Right

786-125  
Fig. 53L  
Upper molars, left

# EXTRACTING FORCEPS - American Pattern

SAILOR SOLDIER  
SURGICAL CORP.



**786-127**  
Fig. 69 Tomes  
Upper and lower roots

**786-128**  
Fig. 88R Nevius  
Upper molars, right

SAILOR SOLDIER  
SURGICAL CORP.

# SAILOR SOLDIER

*Surgical Corporation*



**786-126**  
Fig. 65  
Upper incisors and roots



**786-129**  
Fig. 88L Nevius  
Upper molars, left

**786-130**  
Fig. 101 Hull  
Deciduous teeth

# EXTRACTING FORCEPS - American Pattern



SAILOR SOLDIER  
SURGICAL CORP.

**SAILOR SOLDIER**  
*Surgical Corporation*

786-132

Fig. 150S Cryer  
Upper teeth (for children)

786-133

Fig. 151 Cryer  
Lower incisors, premolars, roots



786-131

Fig. 150 Cryer  
Upper incisors, premolars, roots



786-134

Fig. 151S Cryer  
Lower teeth (for children)

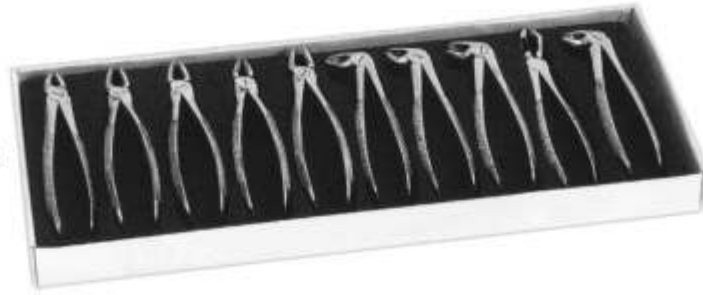
786-135

Fig. 222  
Lower third molars



# EXTRACTING FORCEPS - For Children

Set - 786-136



With Serrated Tips

786-137  
Fig. 37  
Upper incisors



With Serrated Tips



786-138  
Fig. 39  
Upper molars



With Serrated Tips



786-139  
Fig. 39R  
Upper molars, right



With Serrated Tips



786-140  
Fig. 39L  
Upper molars left



With Serrated Tips



786-141  
Fig. 51S  
Upper roots

# EXTRACTING FORCEPS - American Pattern

SAILOR SOLDIER  
SURGICAL CORP.



**786-142**  
Fig. 65  
Upper incisors and roots



**786-143**  
Fig. 69 Tomes  
Upper and lower roots



**786-144**  
Fig. 88R Nevius  
Upper molars, right



**786-145**  
Fig. 88L Nevius  
Upper molars, left



**786-146**  
Fig. 101 Hull  
Deciduous teeth

SAILOR SOLDIER  
SURGICAL CORP.

SAILOR SOLDIER  
*Surgical Corporation*

# EXTRACTING FORCEPS - For Children - Klein Pattern

SAILOR SOLDIER  
SURGICAL CORP.



**786-147**  
Fig. 1  
Upper incisors



With Serrated Tips



**786-148**  
Fig. 2  
Upper premolars



With Serrated Tips



**786-149**  
Fig. 3  
Upper molars

SAILOR SOLDIER  
SURGICAL CORP.

SAILOR SOLDIER

*Surgical Corporation*



With Serrated Tips




**786-150**  
Fig. 4  
Upper roots



With Serrated Tips



**786-151**  
Fig. 5  
Lower incisors



Set - 786-154



**786-152**  
Fig. 6  
Lower molars



**786-153**  
Fig. 7  
Lower roots



# ROOT SPLINTER FORCEPS



With  
Serrated  
Tips



786-155  
Fig. 1 Witzel  
Lower Roots



With  
Serrated  
Tips



786-156  
Fig. 2 Witzel  
Upper Roots

SAILOR SOLDIER  
SURGICAL CORP.

# SAILOR SOLDIER

*Surgical Corporation*



786-157  
Fig. 1 Stieglitz  
Root Fraaments



786-158  
Fig. 2 Stieglitz  
Root Fraaments

# BONE RONGEURS

SAILOR SOLDIER  
SURGICAL CORP.



786-159  
SAILOR SOLDIER  
SURGICAL CORP.  
cm. 15



786-160  
Friedman  
cm. 14



786-161  
Mini Friedman  
cm. 12



786-162  
Goldman-Fox  
cm. 10



786-163  
Blumenthal  
cm. 12



786-164  
Blumenthal 45°  
cm. 14.5



786-165  
Blumenthal 90°  
cm. 14



786-166  
Mead 1A  
cm. 16.5

SAILOR SOLDIER  
Surgical Corporation

# BONE RONGEURS

SAILOR SOLDIER  
SURGICAL CORP.



786-167  
Cleveland 5  
cm. 16.5



786-168  
Cleveland-Gardner  
cm. 16.5

SAILOR SOLDIER  
SURGICAL CORP.

# SAILOR SOLDIER

*Surgical Corporation*

BONE RONGEURS, MULTIPLE ACTION



786-169  
Mini-Ruskin  
cm. 15.5



786-170  
Beyer  
cm. 18



# ROOT ELEVATORS KIT

SAILOR SOLDIER  
SURGICAL CORP.



Set - 786-171



Set - 786-172



Set - 786-173

SAILOR SOLDIER  
SURGICAL CORP.

**SAILOR SOLDIER**  
*Surgical Corporation*

# ROOT ELEVATORS

With Stainless Steel Handle

4mm



786-174  
Fig. 1  
Hylin

3.6 mm



786-175  
Fig. 2  
Hylin

3.6 mm



786-176  
Fig. 3  
Hylin



786-177  
Fig. 4  
Hylin

SAILOR SOLDIER  
SURGICAL CORP.

SAILOR SOLDIER  
*Surgical Corporation*



786-178  
Fig. 1  
Coleman



786-179  
Fig. 2



786-180  
Fig. 3



786-182  
Fig. 2

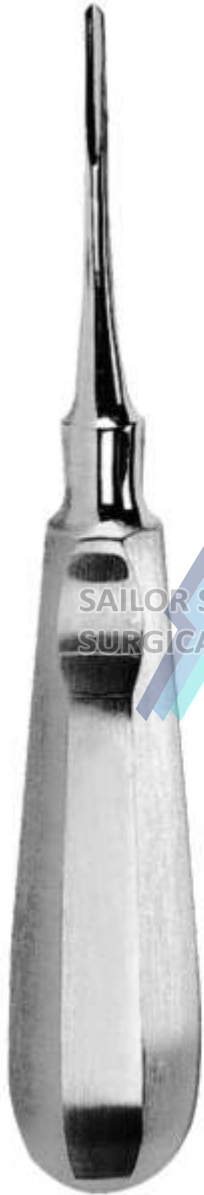


786-181  
Fig. 1

# ROOT ELEVATORS With Stainless Steel Handle

SAILOR SOLDIER  
SURGICAL CORP.

3 mm



**786-183**  
Fig. 1B  
Bein

4 mm



**786-184**  
Fig. 2B  
Bein

3 mm



**786-185**  
Fig. 3B  
Bein

4 mm



**786-186**  
Fig. 4B  
Bein

3,2 mm



**786-187**  
Fig. 5B  
Bein

3,8 mm



**786-188**  
Fig. 6B  
Bein

SAILOR SOLDIER  
SURGICAL CORP.

# SAILOR SOLDIER

*Surgical Corporation*

3 mm



**786-189**  
Fig. 1F  
Flohr

3.5 mm



**786-190**  
Fig. 2F  
Flohr



**786-191**  
Fig. 3F  
Flohr



**786-192**  
Fig. 4B SA  
Schmeckebier  
Apexo



**786-193**  
Fig. 5B SA  
Schmeckebier  
Apexo



**786-194**  
Fig. 4 SA  
Schmeckebier  
Apexo



**786-195**  
Fig. 5 SA  
Schmeckebier  
Apexo

Concave tip

Flat tip



# HELICOIDAL ROOT ELEVATORS With Stainless Steel Handle



# ROOT ELEVATORS With Stainless Steel Handle



786-208  
Fig. 71  
Miller-Apexo



786-209  
Fig. 72  
Miller-Apexo



786-210  
Fig. 73  
Miller-Apexo



786-211  
Fig. 74  
Miller-Apexo



786-212  
Fig. 19



786-213  
Fig. 20

SAILOR SOLDIER  
SURGICAL CORP.

# SAILOR SOLDIER

*Surgical Corporation*



786-214  
Fig. 34S  
Seldin



786-215  
Fig. 34  
Seldin



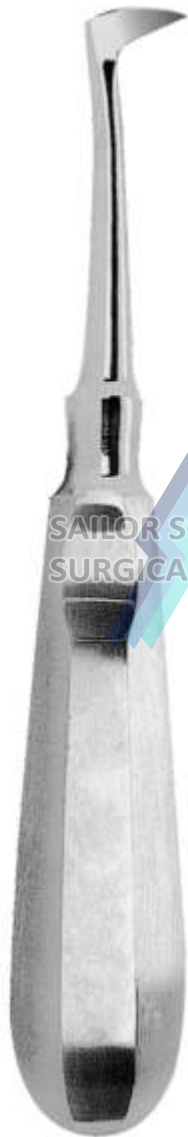
786-216  
Fig. 2S  
Seldin



786-217  
Fig. 3S  
Seldin

# ROOT ELEVATORS With Stainless Steel Handle

SAILOR SOLDIER  
SURGICAL CORP.



786-218  
Fig. 1L  
Seldin



786-219  
Fig. 1R  
Seldin



786-220  
Fig. 4L  
Seldin



786-221  
Fig. 4R  
Seldin



786-222  
Fig. 51  
Curtis



786-223  
Fig. 52  
Curtis

SAILOR SOLDIER  
SURGICAL CORP.

SAILOR SOLDIER  
*Surgical Corporation*



786-224  
Fig. 11  
Stout



786-225  
Fig. 11a  
Stout



786-226  
Fig. 12



Flat Tip

SAILOR SOLDIER  
SURGICAL CORP.

# SAILOR SOLDIER

*Surgical Corporation*



786-228  
Fig. 301  
Apexo



786-229  
Fig. 302  
Apexo



786-230  
Fig. 303  
Apexo



786-231  
Fig. 301W  
Seldin



786-232  
Fig. 304W  
Seldin

786-227  
Fig. A  
Cogswell



786-233  
Fig. 1H  
Heidbrink



786-234  
Fig. 2H  
Heidbrink



786-235  
Fig. 40H  
Heidbrink



786-236  
Fig. 41H  
Heidbrink





**786-237**  
Fig. 44  
Cryer



**786-238**  
Fig. 45  
Cryer



**786-239**  
Fig. 25  
Cryer



**786-240**  
Fig. 26  
Cryer



**786-241**  
Fig. 31  
Cryer



**786-242**  
Fig. 32  
Cryer

SAILOR SOLDIER  
SURGICAL CORP.

**SAILOR SOLDIER**  
*Surgical Corporation*



**786-243**  
Fig. 81A



**786-244**  
Fig. A1C  
Coupland



**786-245**  
Fig. A2C  
Coupland



**786-246**  
Fig. A3C  
Coupland

# ROOT ELEVATORS With Stainless Steel Handle



786-247  
Fig. 190



786-248  
Fig. 191



786-249  
Fig. 15  
Woodward



786-250  
Fig. 16  
Woodward



786-251  
Fig. 1C  
Coupland



786-252  
Fig. 2C  
Coupland



786-253  
Fig. 3C  
Coupland

SAILOR SOLDIER  
SURGICAL CORP.

# SAILOR SOLDIER

*Surgical Corporation*



786-254  
Fig. 11M  
Mac Millan



786-255  
Fig. 12M  
Mac Millan



786-256  
Fig. 13M  
Mac Millan



786-257  
Fig. 31F  
Friedman



786-258  
Fig. 32F  
Friedman

# ROOT ELEVATORS With Stainless Steel Handle



3.2 mm

786-259  
Fig. 1



2 mm

786-265  
Fig. 1  
Bein



4 mm

786-260  
Fig. 2



3.5 mm

786-261  
Fig. 2  
Flohr



786-262  
Fig. 3  
Flohr



786-263  
Fig. 7  
Cryer



786-264  
Fig. 8  
Cryer



3 mm

786-266  
Fig. 2  
Bein



3.7 mm

786-267  
Fig. 3  
Bein



3 mm

786-268  
Fig. 4  
Bein



3.7 mm

786-269  
Fig. 5  
Bein



4.3 mm

786-270  
Fig. 6  
Bein

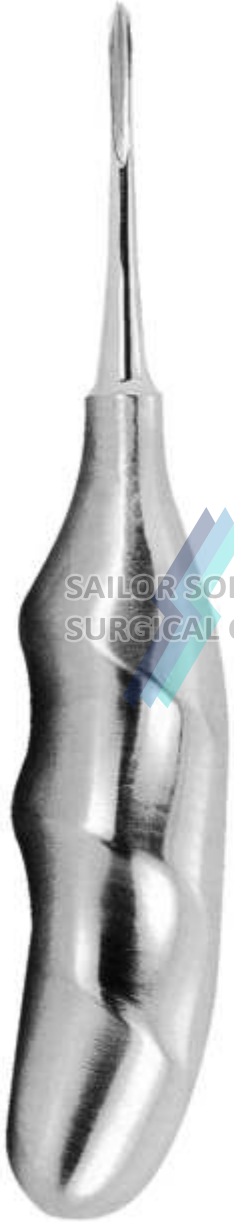
SAILOR SOLDIER SURGICAL CORP.

SAILOR SOLDIER  
*Surgical Corporation*

# ROOT ELEVATORS With Anatomically Shaped Handle

With Stainless Steel Handle

3 mm



**786-271**  
Fig. 1B  
Bein

4 mm



**786-272**  
Fig. 2B  
Bein

3 mm



**786-273**  
Fig. 3B  
Bein

4 mm



**786-274**  
Fig. 4B  
Bein

3.2 mm



**786-275**  
Fig. 5B  
Bein

3.8 mm



**786-276**  
Fig. 6B  
Bein

SAILOR SOLDIER  
SURGICAL CORP.

# SAILOR SOLDIER

*Surgical Corporation*



**786-277**  
Fig. 1F  
Flohr



**786-278**  
Fig. 2F  
Flohr



**786-279**  
Fig. 3F  
Flohr



**786-280**  
Fig. 4 SA  
Schmeckeber  
Apexo



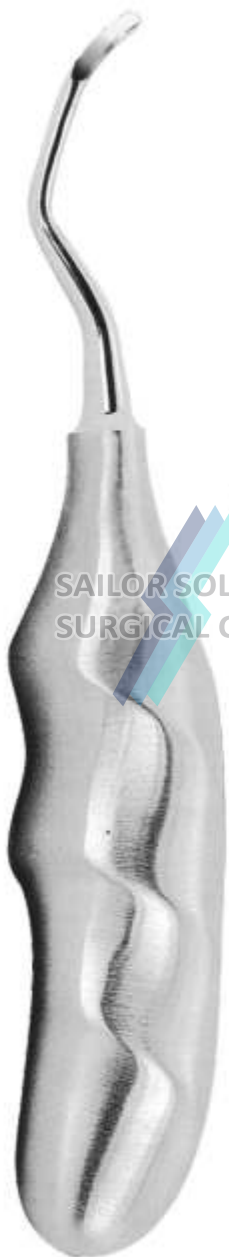
**786-281**  
Fig. 5 SA  
Schmeckeber  
Apexo



# ROOT ELEVATORS With Anatomically Shaped Handle

With Stainless Steel Handle

SAILOR SOLDIER  
SURGICAL CORP.



786-282  
Fig. 71  
Miller-Apexo



786-283  
Fig. 72  
Miller-Apexo



786-284  
Fig. 4L  
Seldin



786-285  
Fig. 4R  
Seldin



786-286  
Fig. 1H  
Heidbrink



786-287  
Fig. 2H  
Heidbrink



786-288  
Fig. 41H  
Heidbrink

SAILOR SOLDIER  
SURGICAL CORP.

# SAILOR SOLDIER

*Surgical Corporation*



786-289  
Fig. 301  
Apexo



786-290  
Fig. 301W  
Seldin



786-291  
Fig. 25  
Cryer



786-292  
Fig. 26  
Cryer



786-293  
Fig. 44  
Cryer



786-294  
Fig. 45  
Cryer

# ROOT ELEVATORS With Stainless Steel Handle

SAILOR SOLDIER  
SURGICAL CORP.



Walter F. Barry



786-295  
Fig. 320  
Walter F. Barry



786-296  
Fig. 321  
Walter F. Barry



786-297  
Fig. 322  
Walter F. Barry



786-298  
Fig. 323  
Walter F. Barry

SAILOR SOLDIER  
SURGICAL CORP.

SAILOR SOLDIER  
*Surgical Corporation*



786-299  
Fig. 350  
Walter F. Barry



786-300  
Fig. 351  
Walter F. Barry



786-301  
Fig. 370  
Walter F. Barry



786-302  
Fig. 371  
Walter F. Barry



Lecluse



786-303  
Fig. 1LC  
Lecluse

# ROOT ELEVATORS With Stainless Steel Handle

SAILOR SOLDIER  
SURGICAL CORP.



Winter



786-304  
Fig. 1LW  
Winter



786-305  
Fig. 1RW  
Winter



786-306  
Fig. 11Lw



786-307  
Fig. 11RW  
Winter

SAILOR SOLDIER  
SURGICAL CORP.

# SAILOR SOLDIER

*Surgical Corporation*



786-308  
Fig. 24  
Pott



786-309  
Fig. 25  
Pott



786-310  
Fig. 12LW  
Winter



786-311  
Fig. 12RW  
Winter



786-312  
FIG. 14LW  
Winter



786-313  
Fig. 14RW  
Winter

**ROOT - TIP PICKS** With Stainless Steel Handle

SAILOR SOLDIER  
SURGICAL CORP.



**786-314**  
Fig. 1  
Heidbrink



**786-315**  
Fig. 2  
Heidbrink



**786-316**  
Fig. 3  
Heidbrink



**786-317**  
Fig. 1  
Warwick-james



**786-318**  
Fig. 2  
Warwick-james



**786-319**  
Fig. 3  
Warwick-james



**786-320**  
Fig. 1  
Heidbrink



**786-321**  
Fig. 2  
Heidbrink



**786-322**  
Fig. 3  
Heidbrink

SAILOR SOLDIER  
SURGICAL CORP.

**SAILOR SOLDIER**  
*Surgical Corporation*



# SYNDESMOTOMES



786-323  
Cm. 11



786-324  
Fig. 0



786-325  
Fig. 1



786-326  
Fig. 2



786-327  
Fig. 3



786-328  
Fig. 4



786-329  
Fig. 5



786-330  
Fig. 6



786-331  
Fig. 7



786-332  
Fig. 8



786-333  
Fig. 9



786-334  
Fig. 11



786-335  
Fig. 21



786-336  
Fig. 22



786-337  
Fig. 23



786-338  
Fig. 24



786-339  
Fig. 25



786-340  
Fig. 26



786-341  
Fig. 27



786-342  
Fig. 28



786-343  
Fig. 29

SAILOR SOLDIER SURGICAL CORP. SAILOR SOLDIER Surgical Corporation

# SYNDESMOTOMES INSTRUMENTS KIT

SAILOR SOLDIER  
SURGICAL CORP.

## Set - 786-344

Complete kit composed  
of 1 handle and 20  
interchangeable tips,  
with complete tray



## Set - 786-345

Complete kit composed  
of 1 handle and 11  
interchangeable tips,  
with complete tray

SAILOR SOLDIER  
Surgical Corporation



Syndesmotome tips holder, 20 holes



Set - 786-346  
mm.70x40x12



Periotomes



786-347  
Fig. 1  
Chompret

786-348  
Fig. 2  
Chompret

786-349  
Fig. 3  
Chompret

786-350  
Fig. 4  
Chompret



786-351  
Fig. 1

786-352  
Fig. 2

786-353  
Fig. 3

SAILOR SOLDIER  
SURGICAL CORP.

SAILOR SOLDIER  
*Surgical Corporation*

# PRESENTATION

SAILOR SOLDIER  
SURGICAL CORP.



**Set - 786-354**

Empty case for 12 extracting  
forceps and 26 instruments



**Set - 786-355**

Case for instruments and pliers, with 39 instruments

SAILOR SOLDIER  
SURGICAL CORP.

SAILOR SOLDIER  
*Surgical Corporation*

**Set - 786-356**

Empty case for 35 instruments




**Set - 786-357**

Case for instruments, with 35 instruments, for oral surgery



# INSTRUMENTS KIT FOR ORAL SURGERY



786-358



786-359



786-360

SAILOR SOLDIER SURGICAL CORP. **SOLDIER** Surgical Corporation

# GUM SCISSORS

SAILOR SOLDIER  
SURGICAL CORP.



786-361  
Fig. 1  
cm. 12

SAILOR SOLDIER  
SURGICAL CORP.

Straight



Curved  
786-362  
Fig. 2



786-363  
Fig. 1  
cm. 11.5

Angular

786-364  
Fig. 2



Angolari, one  
blade serrated

**SAILOR SOLDIER**  
*Surgical Corporation*



786-365  
Fig. 1  
Iris  
cm. 11.5

Straight



786-366  
Fig. 2  
Iris



Curved

786-367  
Fig. 3  
Iris



# GUM SCISSORS

SAILOR SOLDIER  
SURGICAL CORP.



Straight, one  
blade serrated

786-368  
Fig.1  
Goldman-Fox  
cm. 13



Curved, one  
blade serrated

786-369  
Fig.2  
Goldman-Fox  
cm. 13



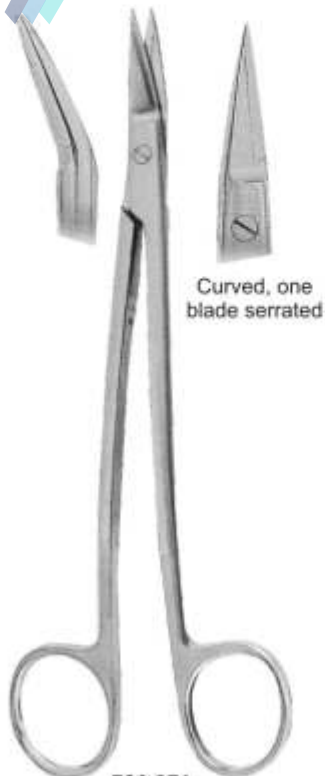
Curved, one  
blade serrated

786-370  
Fig.3  
Goldman-Fox (special)  
cm. 13

SAILOR SOLDIER  
SURGICAL CORP.

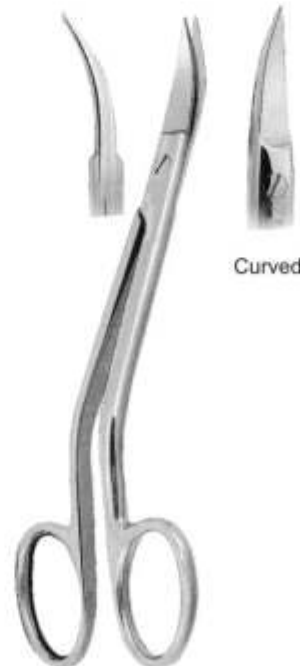
# SAILOR SOLDIER

*Surgical Corporation*



Curved, one  
blade serrated

786-371  
Fig. 1  
Dean  
cm. 17



Curved

786-372  
Fig. 1  
Neumann  
cm. 12.5

# GUM SCISSORS

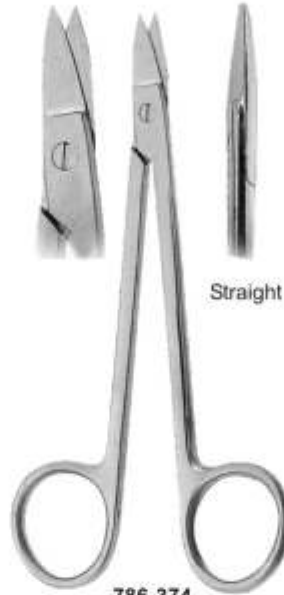
SAILOR SOLDIER  
SURGICAL CORP.

Curved, one blade serrated



786-373  
Fig. 1  
La Grange  
cm. 10.5

SAILOR SOLDIER  
SURGICAL CORP.



786-374  
Fig. 1  
Qinby  
cm. 12.5

Straight



786-375  
Fig. 2  
Qinby  
cm. 12.5

Curved

# SAILOR SOLDIER

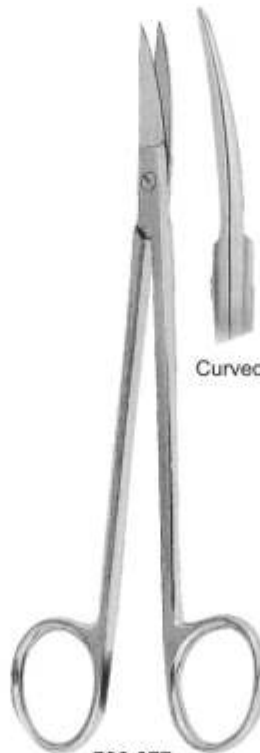
*Surgical Corporation*

Straight



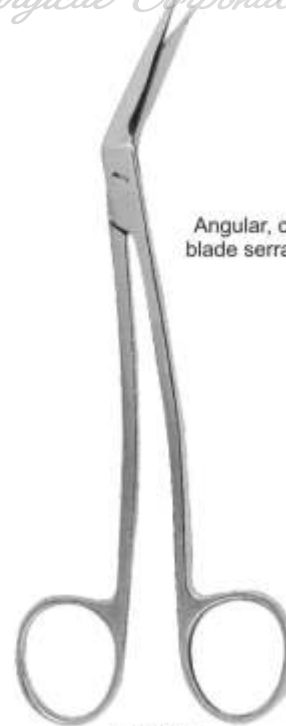
786-376  
Fig. 1  
Kelly  
cm. 16

Curved



786-377  
Fig. 2  
Kelly  
cm. 16

Angular, one  
blade serrated



786-378  
Fig. 1  
Locklin  
cm. 16, 5

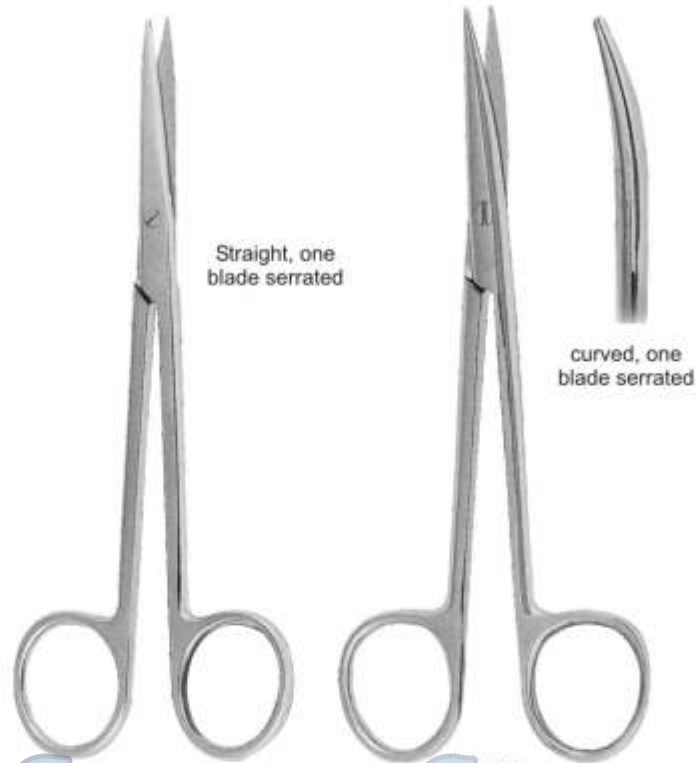


# GUM SCISSORS

SAILOR SOLDIER  
SURGICAL CORP.



Scissors provide better cutting quality and wear resistance.



Straight, one blade serrated

curved, one blade serrated

SAILOR SOLDIER  
SURGICAL CORP.

**SAILOR SOLDIER**

*Surgical Corporation*

786-379  
Fig. 1  
Sullivan  
cm. 14.5

786-380  
Fig. 2  
Sullivan  
cm. 14.5



Curved, very fine beaks

786-381  
Fig. 1  
Noyes (Castroviejo) cm.11



Curved, very beaks

786-382  
Fig. 1  
Westcott cm.11



Curved, very beaks

786-383  
Fig. 2  
Westcott cm. 11



Curved, very fine beaks

786-384  
Fig. 1  
cm. 14.5

LIGATURE SCISSORS



786-385  
Fig.1  
Spencer  
cm.9

786-386  
Fig.2  
Spencer  
cm.9

786-387  
Fig.1  
Mayo  
cm.14.5

786-388  
Fig.2  
Mayo  
cm.14.5

DISSECTING SCISSORS



786-389  
Fig.1  
Metzencaum

786-390  
Fig.2  
Metzencaum

786-391  
Fig.1  
Metzencaum Delikat

786-392  
Fig.2  
Metzencaum Delikat

SAILOR SOLDIER  
SURGICAL CORP. **SAILOR SOLDIER**  
*Surgical Corporation*

# SURGICAL SCISSORS Dissecting Scissors

SAILOR SOLDIER  
SURGICAL CORP.



Straight



SAILOR SOLDIER  
SURGICAL CORP.  
786-393  
Stevens  
cm. 11.5

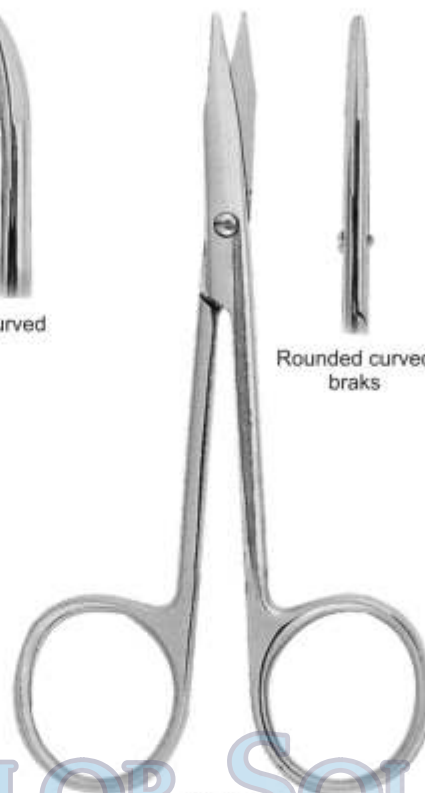


Curved

786-394  
Stevens  
cm. 11.5



Rounded curved  
braks



786-395  
Stevens  
cm. 11.5



Rounded curved  
braks



786-396  
Stevens  
cm. 11.5

SAILOR SOLDIER  
Surgical Corporation



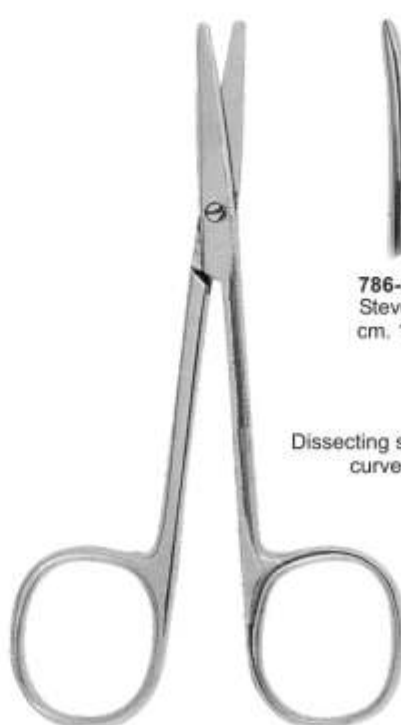
786-397  
Stevens  
cm. 11.5



Dissecting scissors  
straight



786-398  
Stevens  
cm. 11.5



Dissecting scissors  
curved

# SCALPEL HANDLES - SCALPEL BLADES



786-399  
Fig. 3

786-400  
Fig. 3G

786-401  
Fig. 8

786-402  
Fig. 7

786-403  
Fig. 5

786-404  
Fig. 5A



786-405  
Fig. 12D  
Double cutting edge

786-406  
Fig. 15C



786-407  
Fig. 10

786-408  
Fig. 11

786-409  
Fig. 12



786-410  
Fig. 13

786-411  
Fig. 15

SAILOR SOLDIER  
SURGICAL CORP.

SAILOR SOLDIER  
*Surgical Corporation*





**786-412**  
Universal

Universal pliers for bending wires up to 0,9 mm. (.035")  
or cutting up to 0,7 mm. (.028").



**786-413**  
Universal

Universal pliers for bending  
wires up to 0,9 mm. (.035") or  
cutting up to 0,7 mm (.028")



**786-414**  
Waldsachs

Waldsachs universal pliers  
bending wires up to 1,0 mm  
(.039") or cutting  
up to 0,7 mm. (.028")

SAILOR SOLDIER  
SURGICAL CORP.

**SAILOR SOLDIER**  
*Surgical Corporation*

LOOP FORMING PLIERS



786-416

Round-Concave pliers for loop forming and bending of thin round and square wires up to 0,5 mm. (.020")



Tweed  
786-417

Tweed Loop Forming Pliers. For round or rectangular wires up to 0,56 x 0,7 mm. (.022" x .028"). Replaceable cylindrical beak with three sizes: 1,15 mm. (.045"), 1,50 mm. (.059"), 1,90 mm. (.075"). Concave beak with slight parallel serrations, to keep the wire in proper position

SAILOR SOLDIER  
SURGICAL CORP.

SAILOR SOLDIER

*Surgical Corporation*



Nance  
786-415

Nance loop closing pliers, for bending of stop loops and special pliers for Adams' clasps. Wires up to 0,7 mm. (.028").



786-418  
Tweed

Tweed Loop Forming Pliers. For making perfect Omega Loops with round or rectangular wires up to 0,56x0,7 mm. (.022" x .028") The concave beak is exactly the same as pliers. 5809-1



786-419  
Tweed

Single diameter loop forming pliers. Wire up to 0,56 x 0,7 mm. (.022" x .028"). Replaceable concave beak has only diameter section of 1,50mm. (.059")

# ORTHODONTIC PLIERS

SAILOR SOLDIER  
SURGICAL CORP.



**786-420**  
Reynolds  
Reynolds contouring pliers



**786-421**  
Lingual arch pliers used to form double and triple back bends in 0.7 mm (.028") or 0.9 mm (.035") wire for insertion in lingual sheaths



**786-422**  
Weingart  
Utility and speciality pliers weingart pliers with serrated tips



**786-423**  
De La Rosa  
De La Rosa arch forming pliers. Designed to form and contour arch wires on round or rectangular wire. The beak has grooves of 0.4mm (.016"), 0.46mm (.018") and 0.56mm (.022")



**786-424**  
De La Rosa  
Arch forming pliers with non-grooved contouring surface for the forming of precise arches.

BAND REMOVERS PLIERS



786-425

Direct bonding bracket remover with "Wide beak" pad. Designed for quick, comfortable removal of direct bonded brackets and elimination of adhesive residues. Wide tip.



786-426

Direct bonding bracket remover with "Narrow beak" pad.



786-427

Short nose pliers for easy band removal. Interchangeable plastic pad.



786-428

Posterior band remover (long). These long style pliers are excellent for posterior band removing, also used to remove direct bonding bracket.

SAILOR SOLDIER  
SURGICAL CORP.

SAILOR SOLDIER  
*Surgical Corporation*



## LIGATURE PLIERS AND WIRE CUTTERS



**786-429**

Micro-miniature light wire cutter. It cuts soft ligature wires. For use in case of limited access. Caution: maximum cutting capacity: soft ligature wire up to 0,30 mm (.012")



**786-430**

Wire cutter. For ligature wires and pins. It is strong enough to bend archwire ends after distal cutting. Maximum cutting capacity up to 0,56x0,7 mm (.022"x.028").



**786-431**

Wire cutter. For ligature wires and pins. It is strong enough to bend archwire ends after distal cutting. Maximum cutting capacity: up to 0,9 mm (.036").

SAILOR SOLDIER  
SURGICAL CORP.

**SAILOR SOLDIER**  
*Surgical Corporation*



**786-432**

Micro-miniature light wire cutter. It cuts soft ligature wires. For use in case of limited access. Caution: maximum cutting capacity: soft ligature wire up to 0,30 mm (.012")  
With tungsten carbide insert.



**786-433**

Wire cutter. For ligature wires and pins. It is strong enough to bend archwire ends after distal cutting. Maximum cutting capacity up to 0,56 x 0,7 mm (.022" x .028") with tungsten carbide insert.



**786-434**

Wire cutter. For ligature wires and pins. It is strong enough to bend archwire ends after distal cutting. Maximum cutting capacity: wires up to 1,5 mm (.044") With tungsten carbide insert.

DISTAL END CUTTERS



**786-435**

Distal end cutter -safety hold- a precision cutter designed for distal arch cutting in the patient's mouth. It cuts hard wires and holds the loose distal end preventing any damaging of oral tissue. Maximum cutting capacity rectangular wires up to 0.56 x 0.7 (0.22" x .028"), round wires up to 0.5 mm (.022").

SAILOR SOLDIER  
SURGICAL CORP.



**786-436**

Micro-distal end cutter -safety hold-

D.B. BRACKET REMOVER PLIERS



**786-437**

Direct bonding bracket remover (wide). The removers grip firmly for easy incisal-gingival (vertical) use or, if needed, for mesial-distal (horizontal) use with the same ease.



**786-438**

Distal end cutter -safety hold- a precision cutter designed for distal arch cutting in the patient's mouth. It cuts hard wires and holds the loose distal end preventing any damaging of oral tissue. Maximum cutting capacity rectangular wires up to 0.56 x 0.7 (0.22" x .028"), round wires up to 0.5 mm (.020"). Tungsten carbide insert.



**786-439**

Direct bond attachment remover (angled). For removing all bonded attachments, May be used mesialdistal (horizontal) or incisal-gingival (vertical) in anterior areas. Angled perfectly for easy access to difficult posterior areas.

SAILOR SOLDIER  
Surgical Corporation



**786-440**  
Mc Kellops  
Round and concave heavy wire pliers.  
For forming loops in hard clasp  
wires or labial arch  
wires up to 0,8 mm. (.032").



**786-441**  
Johnson  
Contouring band pliers,  
Johnson pliers.



**786-442**  
Nance

Nance loops closing pliers  
Nance style. With 4 steps tip  
for forming various size loops in  
rectangular and round wires,  
up to 0,7 mm. (.028").



**786-443**  
Young  
Loop forming pliers  
Young pliers wires up to 0,7 mm. (.028").



**786-444**  
Wire cutter. For ligature wires and pins. It is strong  
enough to bend archwire ends after distal cutting.  
Maximum cutting capacity: wires up to 1,5 mm.  
(.044"). With tungsten carbide insert.

SAILOR SOLDIER  
SURGICAL CORP.

SAILOR SOLDIER  
Surgical Corporation

# ORTHODONTIC PLIERS



**786-445**  
Wire bending pliers,  
for wires up to 0,9 mm. (.036").



**786-446**  
Double rounded jaw wire  
bending pliers, for wires  
up to 0,7 mm. (.028").



**786-447**  
Angle  
Bird Beak Angle pliers for  
bending round, square or rectangular  
wire up to 0,7 mm. (.028").

SAILOR SOLDIER  
SURGICAL CORP. **SAILOR SOLDIER**  
*Surgical Corporation*



**786-448**  
Double rounded jaw wire bending pliers,  
for wires up to 0,7 mm. (.028").



**786-449**  
Angle  
Bird beak pliers for bending round,  
square or rectangular  
wire up to 0,7 mm. (.028"). With cutter





**786-450**  
Adams  
Adams pliers for bending  
wires up to 0.7 mm. (.028").



**786-451**  
Adams  
Adams pliers for bending  
wires up to 0.7 mm. (.28").



**786-452**  
Tweed  
Tweed loop forming pliers.  
For forming loops in  
wires up to 0.56 mm. (.022").

SAILOR SOLDIER  
SURGICAL CORP. **SAILOR SOLDIER**  
*Surgical Corporation*

TORQUING PLIERS



**786-453**  
Aderer  
Aderer three jaws bending pliers.  
For wires up to 0.7 mm. (.028")



**786-454**  
Aderer  
Aderer three jaws bending pliers.  
For wires up to 0.7 mm. (.028")

# ORTHODONTIC PLIERS



**786-455**

Light Bird Beak pliers for bending round, square or rectangular wires up to 0,4 mm (.016").



**786-456**  
Tweed (Angle)

Tweed (Angle) arch bending pliers - short - Pliers with beaks (10 mm.) designed for convenient handling of square or rectangular wires the blades are parallel at 0,5 mm (.020") pliers' opening.



**786-457**  
How

How pliers Universal well balanced for optimum control. Completely lip-safe beaks.



**786-458**  
How

How Universal pliers -curved 45°- well balanced for optimum control Completely lip-safe beaks

SAILOR SOLDIER  
SURGICAL CORP.

**SAILOR SOLDIER**  
*Surgical Corporation*



786-459

Flat nose pliers with smooth beaks for bending wires up to 0,7 mm. (.028").



786-460

Bending wires up to 0,7 mm. (.028").



786-461

Bending wires up to 0,7 mm. (.028").

SAILOR SOLDIER  
*Surgical Corporation*



786-462

Bending wires up to 0,7 mm. (.028").

# PLIERS TRAY

SAILOR SOLDIER  
SURGICAL CORP.



786-463

Stainless steel pliers tray standard dimensions



SAILOR SOLDIER  
SURGICAL CORP.



# SAILOR SOLDIER

*Surgical Corporation*







786-464  
Olsen-Hegar  
cm 14

SAILOR SOLDIER  
SURGICAL CORP.



786-465  
Baumgartner  
cm 14.5

SAILOR SOLDIER  
*Surgical Corporation*



786-466  
Crile-Wood  
cm. 15



786-467  
Adson  
cm. 17.5

# NEEDLE HOLDERS

SAILOR SOLDIER  
SURGICAL CORP.



# NEEDLE HOLDERS

SAILOR SOLDIER  
SURGICAL CORP.



786-473  
Lichtenberg  
cm.17



786-474  
Eiselberg-Mathieu  
cm.19.5



786-475  
Arruga  
cm.16

Needle Holder and Scissors  
Combined



786-476  
Mathieu  
cm.14



786-477  
Mathieu  
cm.17



786-478  
Mathieu  
cm.17

SAILOR SOLDIER  
Surgical Corporation

# NEEDLE HOLDERS

SAILOR SOLDIER  
SURGICAL CORP.



786-479  
Castroviejo  
cm.14



786-480  
Castroviejo  
cm.14/60°



786-481  
Castroviejo  
cm.14



with curved  
jaws



786-482  
Castroviejo  
cm.18



786-483  
Castroviejo



with curved  
jaws



786-484  
Castroviejo-Barrager  
cm.12



Smooth jaws



786-485  
Castroviejo



Smooth jaws



786-486  
Castroviejo



SAILOR SOLDIER SURGICAL CORP. SAILOR SOLDIER Surgical Corporation



# INTRA-LIGAMENTAL SYRINGES

SAILOR SOLDIER  
SURGICAL CORP.



**786-487**  
Stainless steel syringe



SAILOR SOLDIER  
SURGICAL CORP.

SAILOR SOLDIER

*Surgical Corporation*

**786-488**  
Brass syringe with stainless steel  
moving parts



**786-489**  
Autoclavable plastic protection sleeve



**786-490**  
Syringe stand

# DENTAL SYRINGES

SAILOR SOLDIER  
SURGICAL CORP.



SAILOR SOLDIER  
SURGICAL CORP.

SAILOR SOLDIER  
*Surgical Corporation*

# HAEMOSTATIC FORCEPS

SAILOR SOLDIER  
SURGICAL CORP.



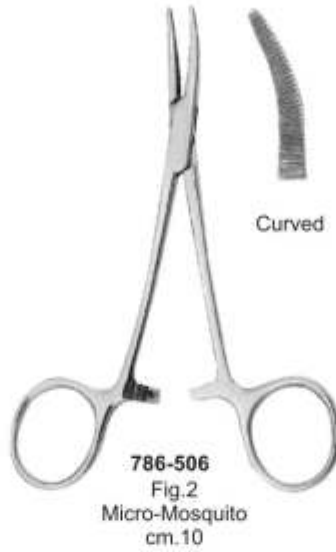
SAILOR SOLDIER  
SURGICAL CORP.

SAILOR SOLDIER  
Surgical Corporation



# HAEMOSTATIC FORCEPS

SAILOR SOLDIER  
SURGICAL CORP.



SAILOR SOLDIER  
SURGICAL CORP.

SAILOR SOLDIER  
*Surgical Corporation*





# HAEMOSTATIC FORCEPS

SAILOR SOLDIER  
SURGICAL CORP.



SAILOR SOLDIER  
SURGICAL CORP.

SAILOR SOLDIER  
*Surgical Corporation*



# TOWEL CLAMPS

SAILOR SOLDIER  
SURGICAL CORP.



786-517  
Fig.1  
Backhaus  
cm.8



786-518  
Fig.2  
Backhaus  
cm.11



786-519  
Fig.3  
Backhaus  
cm.13

SAILOR SOLDIER  
SURGICAL CORP.

# SAILOR SOLDIER

*Surgical Corporation*



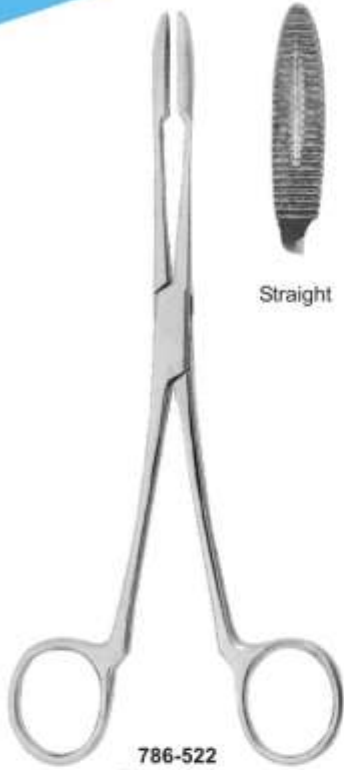
786-520  
Schaedle  
cm.9



786-521  
Jones  
cm.9

# DRESSING FORCEPS

SAILOR SOLDIER  
SURGICAL CORP.



Straight

**786-522**  
Gross-Maier  
cm.20



Curved

**786-523**  
Gross-Maier  
cm.20

SAILOR SOLDIER  
SURGICAL CORP.

SAILOR SOLDIER  
*Surgical Corporation*



Straight

**786-524**  
Gross-Maier  
cm.25



Curved

**786-525**  
Gross-Maier  
cm.25

# MOUTH GAGS - TONGUE FORCEPS

SAILOR SOLDIER  
SURGICAL CORP.



786-526  
Molt  
cm.14



786-527  
Molt  
cm.11



786-528  
Roser-Koenig  
cm.16



786-529  
Roser-Koenig  
cm.19

SAILOR SOLDIER  
SURGICAL CORP.

# SAILOR SOLDIER

*Surgical Corporation*



786-530  
Collin  
cm.16



786-531  
Young  
cm.17



# RETRACTORS - TONGUE DEPRESSORS Lip Retractors

SAILOR SOLDIER  
SURGICAL CORP.



**786-532**  
Columbia  
cm.14.5

**786-533**  
Sternberg  
cm.14

**786-534**  
Sternberg  
cm.16

**786-535**  
Sternberg  
cm.14

**786-536**  
Oringer medium  
cm.11x8

SAILOR SOLDIER  
SURGICAL CORP.  
TONGUE DEPRESSOR

**SAILOR SOLDIER**  
CHEEK RETRACTOR  
*Surgical Corporation*



**786-537**  
cm.14.5

**786-538**  
cm.14.5

**786-539**  
Buchwald  
cm.17

**786-540**  
Brunings  
cm.19

**786-541**  
cm.14

# RETRACTORS

SAILOR SOLDIER  
SURGICAL CORP.



cm. 16

Blunt



786-542



786-543



786-544



Sharp



786-545

Blunt



Senn-Miller  
cm. 16

SAILOR SOLDIER  
SURGICAL CORP.

# SAILOR SOLDIER

*Surgical Corporation*



Kilner  
cm. 15



786-546



786-547  
Farabeuf  
cm. 13



Williger  
cm.13



786-548



786-549

Straight, sharp



Williger  
cm.13



786-550



786-551

Left, sharp



Williger  
cm.13



786-552



786-553

Right, sharp

SAILOR SOLDIER  
Surgical Corporation



Williger  
cm.13



786-554



786-555

Straight, blunt



Williger  
cm.13



786-556



786-557

Left, blunt



Williger  
cm.13



786-558



786-559

Right, blunt

RETRACTORS



786-561  
mm.55x11

786-563  
mm.55x11

Ramus retractors  
for nasal spine

786-560  
mm.40x11  
Kocher  
cm.21

786-562  
mm.40x11  
Kocher  
cm.21


786-564  
mm.72x11  
cm.21

786-565  
mm.35x11  
cm.21

SAILOR SOLDIER SURGICAL CORP. SAILOR SOLDIER Surgical Corporation



Longenbeck  
cm. 21



786-566  
mm.30x11

786-567  
mm.30x14

786-568  
mm.30x16

786-569  
mm.40x11

786-570  
mm.50x11



Longenbeck  
cm. 21



786-571  
mm.30x11

786-572  
mm.30x14

786-573  
mm.30x16

786-574  
mm.40x11

786-575  
mm.50x11



# RETRACTORS

SAILOR SOLDIER  
SURGICAL CORP.



SAILOR SOLDIER  
SURGICAL CORP.

**SAILOR SOLDIER**  
*Surgical Corporation*



## ANTRUM PROBES

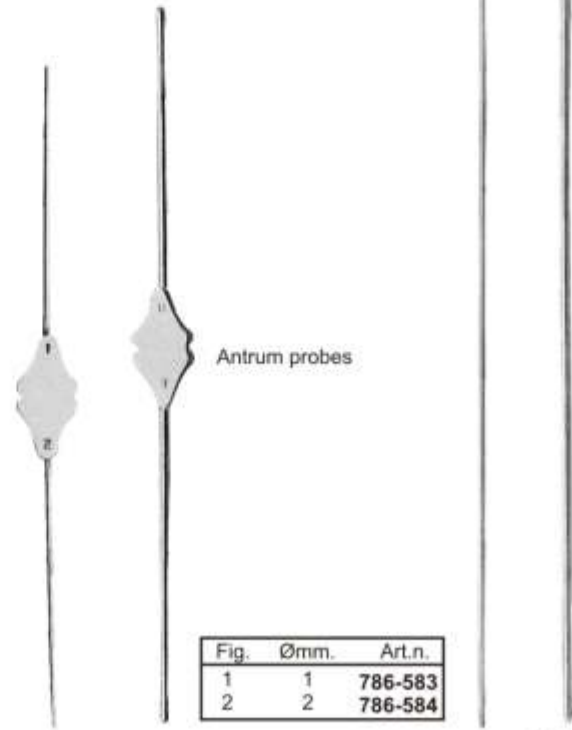


Fig.	Ømm.	Art.n.
1/2	0.9-1.1	<b>786-581</b>
7/8	1.8/1.9	<b>786-582</b>

Fig.	Ømm.	Art.n.
1	1	<b>786-583</b>
2	2	<b>786-584</b>

**786-581**  
Bowman  
cm. 12.5

**786-582**  
Bowman  
cm. 13.5

**786-583**  
cm. 14

**786-584**  
cm. 14



786-585  
Fig.1  
Adson

786-586  
Fig.1  
Adson 1x2

786-587  
Fig.1  
Micro-Adson 1x2

786-588  
Fig. 2  
Micro-Adson 1x2

786-589  
Molto fine  
very fine

786-590  
Micro-Adson  
cm. 12

786-591  
Micro-Adson  
cm. 15

SAILOR SOLDIER  
SURGICAL CORP.

SAILOR SOLDIER  
*Surgical Corporation*

# TISSUE PLIERS - SUTURE PLIERS



786-592  
Fig. 1  
cm, 15  
Suture Pliers



786-593  
Adson Brown  
non traumatic  
cm. 12

786-594  
Fig. 1  
Semken-Taylor  
cm. 12.5

786-595  
Fig. 2  
Semken-Taylor  
cm. 12.5

786-596  
Fig. 1  
Semken-Taylor 1x2  
cm. 12.5

786-597  
Fig. 2  
Semken-Taylor 1x2  
cm. 12.5

SAILOR SOLDIER SURGICAL CORP. SAILOR SOLDIER Surgical Corporation

VERY FINE TIPS



786-598  
Fig. 1  
cm. 12.5



786-599  
Fig. 2  
cm. 12



786-600  
Fig. 3  
cm. 11.5



786-601  
Fig. 4  
cm. 11.5



786-602  
Fig. 5  
cm. 11.5

SAILOR SOLDIER  
SURGICAL CORP.

SAILOR SOLDIER  
*Surgical Corporation*



# TISSUE PLIERS



**786-603**  
Fig. 1  
cm. 13



**786-604**  
Fig. 2  
cm. 14



**786-605**  
Fig. 3  
cm. 15



**786-606**  
Fig. 4  
cm. 18



**786-607**  
Fig. 5  
cm. 20.5

SAILOR SOLDIER  
SURGICAL CORP.

SAILOR SOLDIER  
*Surgical Corporation*



**786-608**  
cm. 18 - Ø 3mm



**786-612**  
cm. 18 - Ø 4mm



**786-613**  
cm. 18 - Ø 5mm



**786-609**  
Fig. 12FR  
Frazier  
cm. 15 - Ø 4mm



**786-610**  
Fig. 10FR  
Frazier  
cm. 15 - Ø 3.3mm



**786-611**  
Fig. 8FR  
Frazier  
cm. 15 - Ø 2.7mm

SAILOR SOLDIER  
SURGICAL CORP.

**SAILOR SOLDIER**

*Surgical Corporation*



**786-614**  
Fig. 6FR  
Frazier  
cm. 15 - Ø 2mm

**ASPIRATOR TIPS**



Autoalavable adaptor for **786-615 - 786-616**

**786-615 786-616**

Aspirator tips specially shaped for surgical use, autoclavable.

Compactors



786-617  
Fig.1

MV 786-618  
Fig.2



786-619  
cm.17,5  
Bone thickness gauge



Bone  
injector

786-621  
cm. 16  
Ø 4.5 mm



Bone  
curette

786-620  
cm.16  
Ø2,5 mm



Bone well

786-622  
Ø cm. 3.5  
h.cm.3.5



786-623  
Fig. 3

SAILOR SOLDIER  
SURGICAL CORP.

SAILOR SOLDIER  
*Surgical Corporation*



Lead filling

**786-624**  
Partsch  
cm. 19

Surgical mallets



**786-625**  
Mead  
cm. 19.5




**786-633**  
N° 2 plastic inserts  
autoclavable max 140°

Freer single cut scalpels

0.7 mm 1.3 mm 1.3 mm

2.0 mm 4.0 mm 6.3 mm



**786-626**  
Fig. 1  
Freer

**786-627**  
Fig. 2  
Freer

**786-628**  
Fig. 3  
Freer

3.8 mm

7.5 mm

Graduated scalpels



**786-629**  
Fig. 1  
mm 3.8  
straight

**786-630**  
Fig. 2  
mm 3.8  
curved

**786-631**  
Fig. 3  
mm 7.5  
straight

**786-632**  
Fig. 4  
mm 7.5  
curved



Membrane placement instrument



786-634  
Buser



786-635  
Fig. M7  
Molt



786-636  
Fig. M8  
Molt



786-637  
Fig. M9  
Molt



786-638  
Fig. 2  
Hourigon



786-639  
Fig. Pr3  
Prichard



786-640  
Fig. 9A  
Allen



786-641  
Fig. GF  
Goldman-Fox




786-642  
Williger  
cm.16

SAILOR SOLDIER  
SURGICAL CORP.

SAILOR SOLDIER  
*Surgical Corporation*

OSTEOTOMES

786-643  
Set of 6



Concave end



SAILOR SOLDIER  
SURGICAL CORP.

SAILOR SOLDIER  
*Surgical Corporation*


PERIOTOMES




786-650 Fig -1



786-651 Fig -2



Mini sinus lift kit  
786-670



786-653  
Ø mm.3.3



786-654  
Ø mm.4



786-655  
Ø mm.5



786-652  
mm. 165  
Ø mm.3



786-656  
mm. 165  
Ø mm.3



Mini sinus lift  
786-657  
Ø mm.3.3



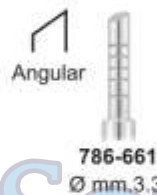
786-658  
Ø mm.4



786-659  
Ø mm.5



786-660  
mm. 165  
Ø mm.3



Angular  
786-661  
Ø mm.3.3




786-662  
Ø mm.4

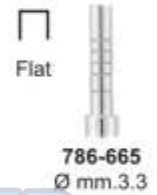


786-663  
Ø mm.5

Annular osteotomes with setting point



786-664  
mm. 120  
Ø mm.3



Flat  
786-665  
Ø mm.3.3



786-666  
Ø mm.4



786-667  
Ø mm.5



786-668  
Fig. 1  
Hemingway



786-669  
Fig. 2  
Hemingway

Implant site  
dilators



SINUS LIFT CURETTES



786-682  
Fig.1

786-683  
Fig.2

TREPHINE BURS



SAILOR SOLDIER  
SURGICAL CORP.

SAILOR SOLDIER  
*Surgical Corporation*



SAILOR SOLDIER  
SURGICAL CORP. **SAILOR SOLDIER**  
*Surgical Corporation*

786-684  
Fig. 3

786-685  
Fig. 4

786-686  
Fig. 5

786-687  
Fig. 6

786-688  
Fig. 7

786-689  
Fig. 8



SAILOR SOLDIER  
SURGICAL CORP.



SAILOR SOLDIER  
SURGICAL CORP.

SAILOR SOLDIER  
*Surgical Corporation*

786-690  
Fig. 1

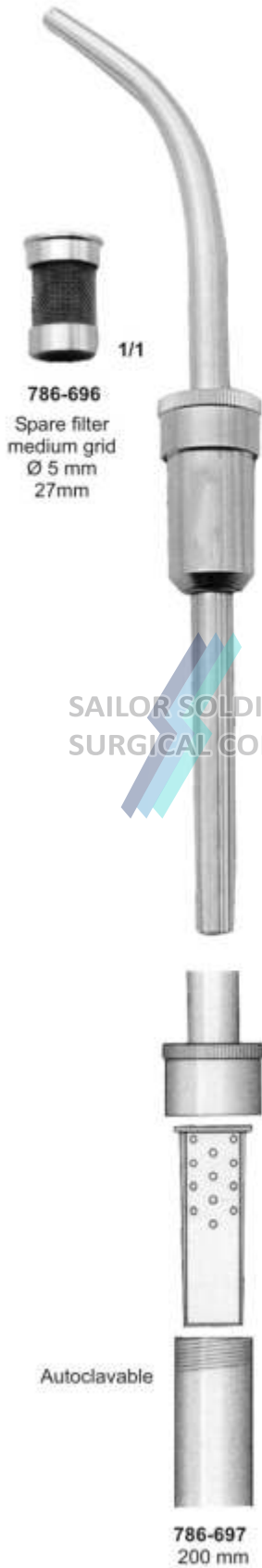
786-691  
Fig. 2

786-692  
Fig. 3

786-693  
Fig. 4

786-694  
Fig. 5

786-695  
Fig. 6



SAILOR SOLDIER  
SURGICAL CORP.

SAILOR SOLDIER  
*Surgical Corporation*

Bone scraper

Blade



786-698  
cm. 15  
Straight

786-700  
Blade  
Straight

786-699  
cm. 15  
Curved



786-701  
Blade  
Curved

Handle for Micro-Blades



786-702  
cm. 13.5



786-703  
Fig. 4



786-704  
Fig. 7

SAILOR SOLDIER  
SURGICAL CORP.



786-705  
cm. 23.5  
Labial retractor



786-706  
Sternberg  
cm. 14



Cheek retractor

786-707  
cm. 14



786-708  
cm. 20



786-709  
Middeldorpf  
cm. 21.5

SAILOR SOLDIER  
SURGICAL CORP.

SAILOR SOLDIER

*Surgical Corporation*



786-710  
Luer  
cm. 15



786-711  
Blumenthal  
cm. 15



786-712  
Blumenthal 45°  
cm. 14, 5

PERIODONTAL POCKET MARKERS



786-713  
Fig. 1  
Goldman-Fox

786-714  
Fig. 2  
Goldman-Fox

SAILOR SOLDIER

*Surgical Corporation*  
BONE/SOFT TISSUE NIPPER



786-715  
Mini Friedman  
cm. 12




786-716  
Goldman-Fox  
cm. 10

# COTTON AND DRESSING PLIERS

SAILOR SOLDIER  
SURGICAL CORP.



786-717  
Fig. 2



786-718  
Fig. 3  
cm. 16



786-719  
Fig. 17  
cm. 16



786-720  
Fig. 18  
cm. 16



786-721  
Fig. 19  
cm. 16, 5

SAILOR SOLDIER  
SURGICAL CORP.

SAILOR SOLDIER  
*Surgical Corporation*



Self-Locking



**786-722**  
Fig. 1  
(Crane-Kaplan)  
Goldman-Fox  
cm. 15

**786-723**  
Fig.  
(Crane-Kaplan)  
Goldman-Fox  
cm. 15



**786-724**  
Fig. 18L  
Locking  
cm. 16

**786-725**  
Fig. 1  
cm. 15

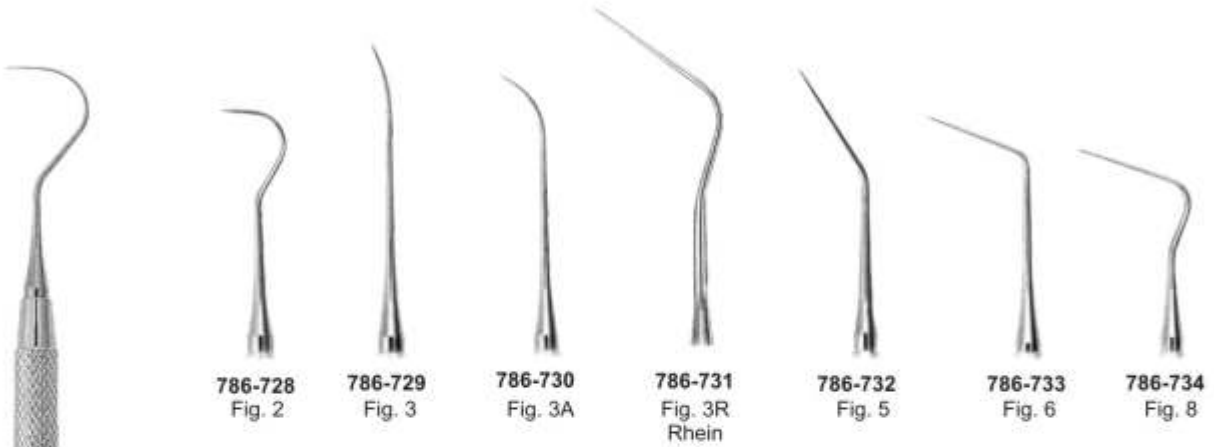
**786-726**  
Fig. 2  
cm. 15

SAILOR SOLDIER  
SURGICAL CORP.

SAILOR SOLDIER  
*Surgical Corporation*

# EXPLORERS ANATOMIC HANDLE

SAILOR SOLDIER  
SURGICAL CORP.

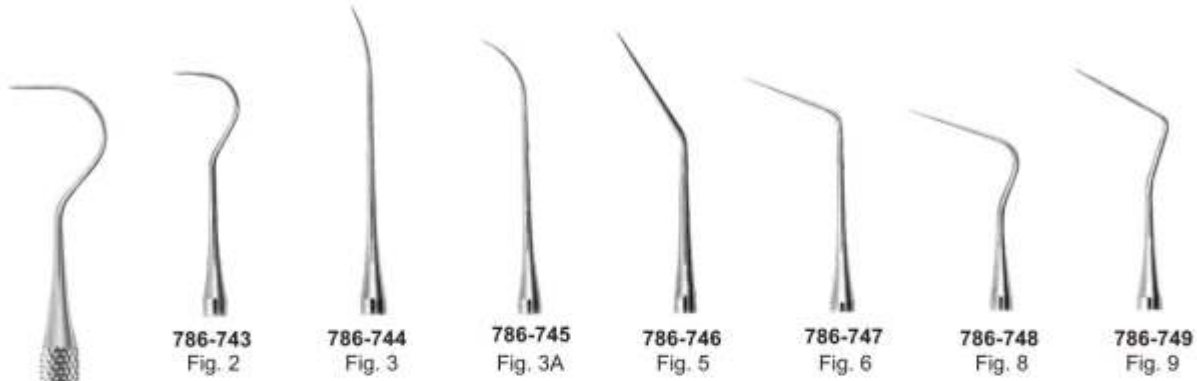


SAILOR SOLDIER  
SURGICAL CORP.

# SAILOR SOLDIER

*Surgical Corporation*





786-743  
Fig. 2

786-744  
Fig. 3

786-745  
Fig. 3A

786-746  
Fig. 5

786-747  
Fig. 6

786-748  
Fig. 8

786-749  
Fig. 9

SAILOR SOLDIER  
SURGICAL CORP.

# SAILOR SOLDIER

*Surgical Corporation*



786-742  
Fig. 23

786-750  
Fig. 10

786-751  
Fig. 11

786-752  
Fig. 12

786-753  
Fig. 16

786-754  
Fig. 17

786-755  
Fig. 17A

# PERIODONTAL POCKET PROBES



**786-756**  
Goldman-Fox



**786-757**  
Fig. 1N



**786-758**  
Fig. 2N



**786-759**  
Fig. 2N



**786-760**  
Goldman-Fox  
Williams



**786-761**  
Fig. 1N  
Nabers



**786-762**  
Fig. 2N  
Nabers

SAILOR SOLDIER  
SURGICAL CORP.

SAILOR SOLDIER  
*Surgical Corporation*

# DOUBLE-ENDED EXPLORERS



**786-763**  
Fig. UT 1/2  
Cattoni

**786-764**  
Fig. 11/12AF



**786-765**  
Fig. 23/17



**786-766**  
Fig. 23/17A



**786-767**  
Fig. 2



**786-768**  
Fig. 2A



**786-769**  
Fig. 3

SAILOR SOLDIER  
SURGICAL CORP.

**SAILOR SOLDIER**

*Surgical Corporation*

ROOT CANAL EXPLORERS



**786-770**  
Fig. 16/23



**786-771**  
Fig. 16/3



**786-772**  
Fig. 6/9



**786-773**  
Fig. 6/1



**786-774**  
Fig. 6/17



**786-775**  
Fig. 6/23



# DOUBLE-ENDED EXPLORERS



**786-776**  
Fig. UT 1 /2  
Cattoni



**786-777**  
Fig. 23/17



**786-778**  
Fig. 23/17A



**786-779**  
Fig. 2



**786-780**  
Fig. 2A



**786-781**  
Fig. 3

SAILOR SOLDIER  
SURGICAL CORP.

# SAILOR SOLDIER

*Surgical Corporation*

## ROOT CANAL EXPLORERS



**786-782**  
Fig. 16/23



**786-783**  
Fig. 16/3



**786-784**  
Fig. 6/1



**786-785**  
Fig. 6/17



**786-786**  
Fig. 6/23

# DOUBLE-ENDED EXPLORERS

SAILOR SOLDIER  
SURGICAL CORP.



SAILOR SOLDIER  
SURGICAL CORP.

SAILOR SOLDIER  
*Surgical Corporation*

786-788  
CP-C

786-789  
CP-11

786-790  
CP-12

786-791  
CP-12S  
O.M.S.

786-792  
CP-15

# DOUBLE-ENDED EXPLORERS

SAILOR SOLDIER  
SURGICAL CORP.



SAILOR SOLDIER  
SURGICAL CORP.

SAILOR SOLDIER  
*Surgical Corporation*

**786-793**  
Williams

**786-794**  
Merrit A

**786-795**  
Merrit B

**786-796**  
Goldman  
Fox  
Punta Piatta

**786-797**

**786-798**  
26 G

# COMBINATION EXPLORES - PROBES



SAILOR SOLDIER SURGICAL CORP. **SAILOR SOLDIER** Surgical Corporation

**786-799**  
Fig. 23  
Goldnan-Fox  
Punta Piatta  
Flat tip

**786-800**  
Fig. 23

**786-805**  
Fig. 3  
Goldman-Fox  
Punta Piatta  
Flat tip

**786-801**  
Fig. 23  
Williams

**786-806**  
Fig. 16  
Goldnan-Fox  
Punta Piatta  
Flat tip

**786-802**  
Fig. 17  
Goldman-Fox  
Punta Piatta  
Flat tip

**786-807**  
Fig. 16  
Williams

**786-803**  
Fig. 17

**786-808**  
Fig. 23/CP11

**786-804**  
Fig. 17  
Williams

**786-809**  
Fig. 23/CP12

# COMBINATION EXPLORES - PROBES

SAILOR SOLDIER  
SURGICAL CORP.



SAILOR SOLDIER  
SURGICAL CORP.



**786-811**  
Fig. 23



**786-812**  
Fig. 23  
Williams



**786-813**  
Fig. 17  
Goldman-Fox  
Flat Tip



**786-814**  
Fig. 17  
Williams



**786-810**  
Fig. 23  
Goldman-Fox



**786-815**  
Fig. 3  
Goldman-Fox  
Flat Tip



**786-816**  
Fig. 16  
Goldman-Fox  
Flat Tip



**786-817**  
Fig. 16  
Williams



**786-818**  
Fig. 23/CP11



**786-819**  
Fig. 23/CP12

**SAILOR SOLDIER**  
*Surgical Corporation*